



WALT DISNEY WORLD
SWAN



Swan

The Walt Disney World Swan is home to over 750 sophisticated guest rooms featuring Westin Heavenly® Beds, 35 meeting rooms, 2 ballrooms and provides an ample meeting spaces for both small and large groups.



WALT DISNEY WORLD
SWAN



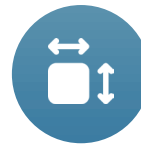
756
guest rooms



35
meeting rooms



8
restaurants and lounges



58,000
sq ft of meeting space



54
suites



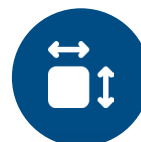
1
executive boardroom



128,200
sq ft of outdoor event space

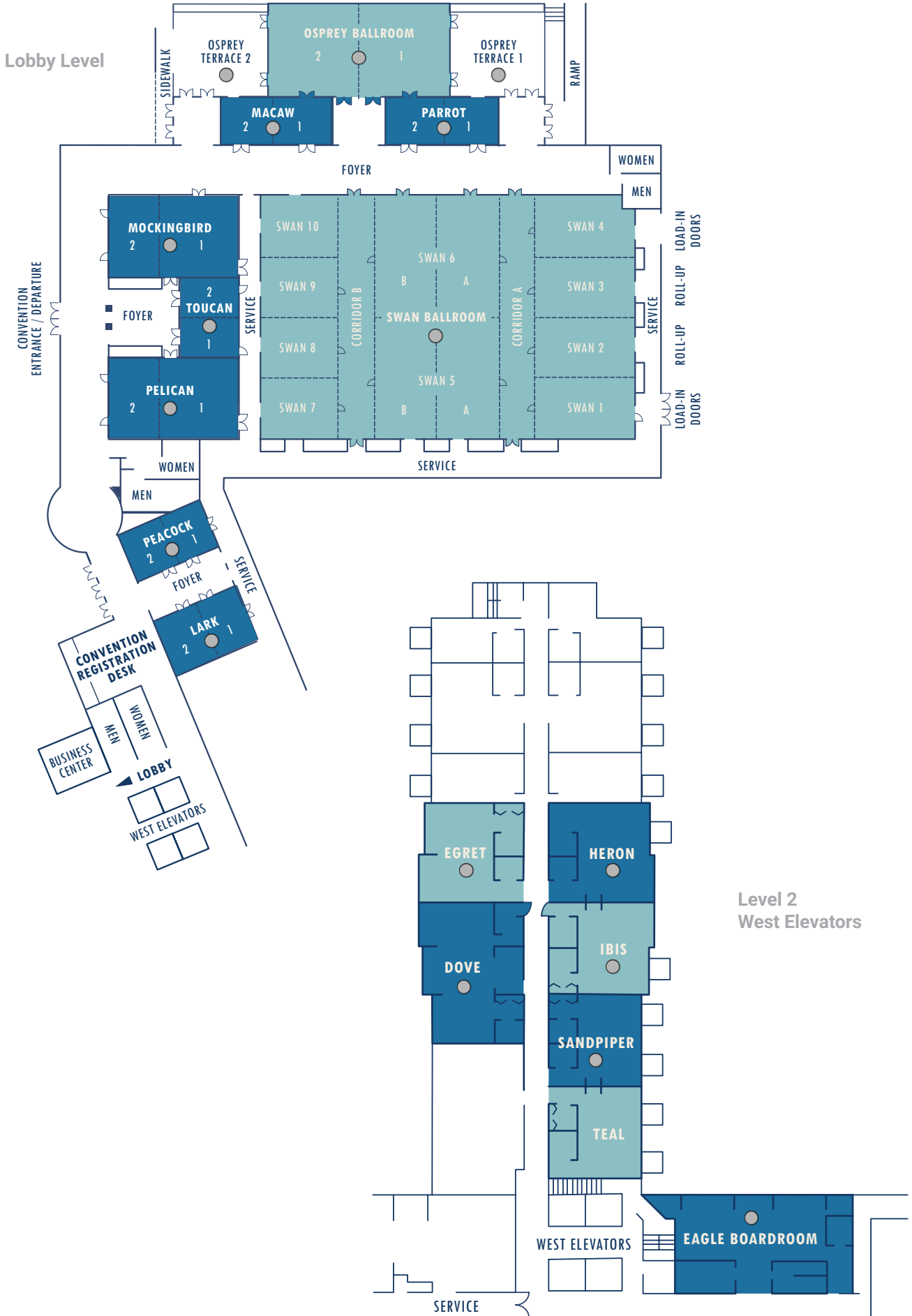


2
ballrooms





26,000
sq ft of ballroom space







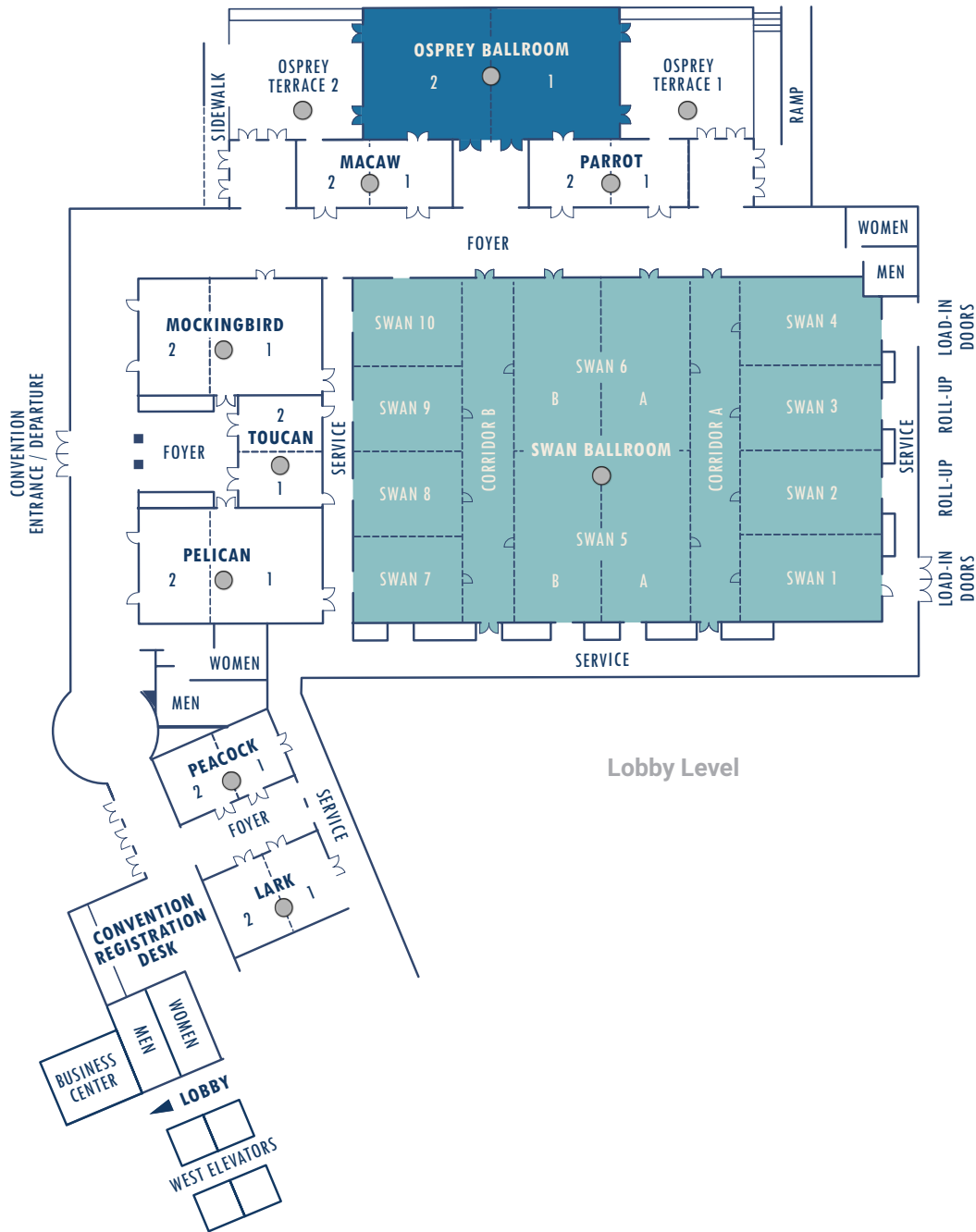
Lobby Level

MEETING ROOM	SQ. FT.	LENGTH	WIDTH	CEIL. HT.	LOW PT.	THEATRE	SCHOOL	H/S	U-SHAPE	CONF	BANQUET.	RECEPT
Swan Ballroom 	22,582	188' 4"	121'	22'	21'	2,500	1,500	-	-	-	1,500	2,258
Swan 1 – 6A	11,468	121'	95' 10"	22'	21'	1,270	690	-	-	-	750	1,273
Swan 5B – 10	11,114	121'	92' 2"	22'	21'	1,235	690	-	-	-	750	1,234
Swan 1	1,426	47' 10"	30' 2"	22'	21'	160	96	54	45	36	90	150
Swan 2	1,419	47' 10"	30'	22'	21'	160	96	54	45	36	90	150
Swan 3	1,416	47' 10"	29' 9"	22'	21'	160	96	54	45	36	90	150
Swan 4	1,426	47' 10"	30' 2"	22'	21'	160	96	54	45	36	90	150
Swan 5	3,907	64' 11"	60' 5"	22'	21'	450	96	54	45	36	90	150
Swan 6	3,895	64' 11"	60' 3"	22'	21'	450	300	104	80	48	250	550
Swan 7	1,337	44' 2"	30' 2"	22'	21'	144	84	48	42	36	80	120
Swan 8	1,329	44' 2"	30'	22'	21'	144	84	48	42	36	80	120
Swan 9	1,325	44' 2"	29' 9"	22'	21'	144	84	48	42	36	80	120
Swan 10	1,333	44' 2"	30' 1"	22'	21'	144	84	48	42	36	80	120
Corridor A	1,815	121'	15'	22'	21'	-	-	-	-	-	-	-
Corridor B	1,815	121'	15'	22'	21'	-	-	-	-	-	-	-
Swan 1-4 + Corridor A	7,502	121'	62'	22'	21'	900	480	-	-	-	500	700
Swan 5+6	7,802	121'	64' 11"	22'	21'	900	540	-	-	-	500	700
Swan 7-10 + Corridor B	7,139	121'	59'	22'	21'	850	480	-	-	-	400	700
Osprey Ballroom 	3,525	75'	47'	16'	16'	432	234	98	81	60	240	450
Osprey 1	1,762	47'	37'	16'	16'	198	120	62	53	36	120	300
Osprey 2	1,762	47'	37'	16'	16'	198	120	62	53	36	120	300

Numbers shown assume maximum capacities and are subject to change upon specific program requirements. Swan Foyer is 6,175 in total square footage.



Swan Ballroom










Lobby Level

Ballrooms Feature

- Unistrut system capable of 750 lbs. per point in the Swan Ballroom
- Ballroom ceilings are unobstructed and chandelier free
- Pre-wired for 208 volts with 400 amp drops in each corner
- Swan 5A, 6A, 5B, & 6B cannot stand alone (as separate/individual sections)
- Load-in roll-up doors: 13'W x 12'H
- Load-in double doors: 6'W x 9'H
- Interior freight doors (Swan 2 & 3): 9' 10"W x 12'H
- Interior service doors (Swan 1 & 4): 5' 9"W x 6' 9"H
- On-site audio/visual services department
- Fully scalable/redundant internet service available
- Meeting space offers multiple wired network ports and dedicated wireless access points
- Convention network simulcast infrastructure managed by on-site technicians
- VOIP phone service available

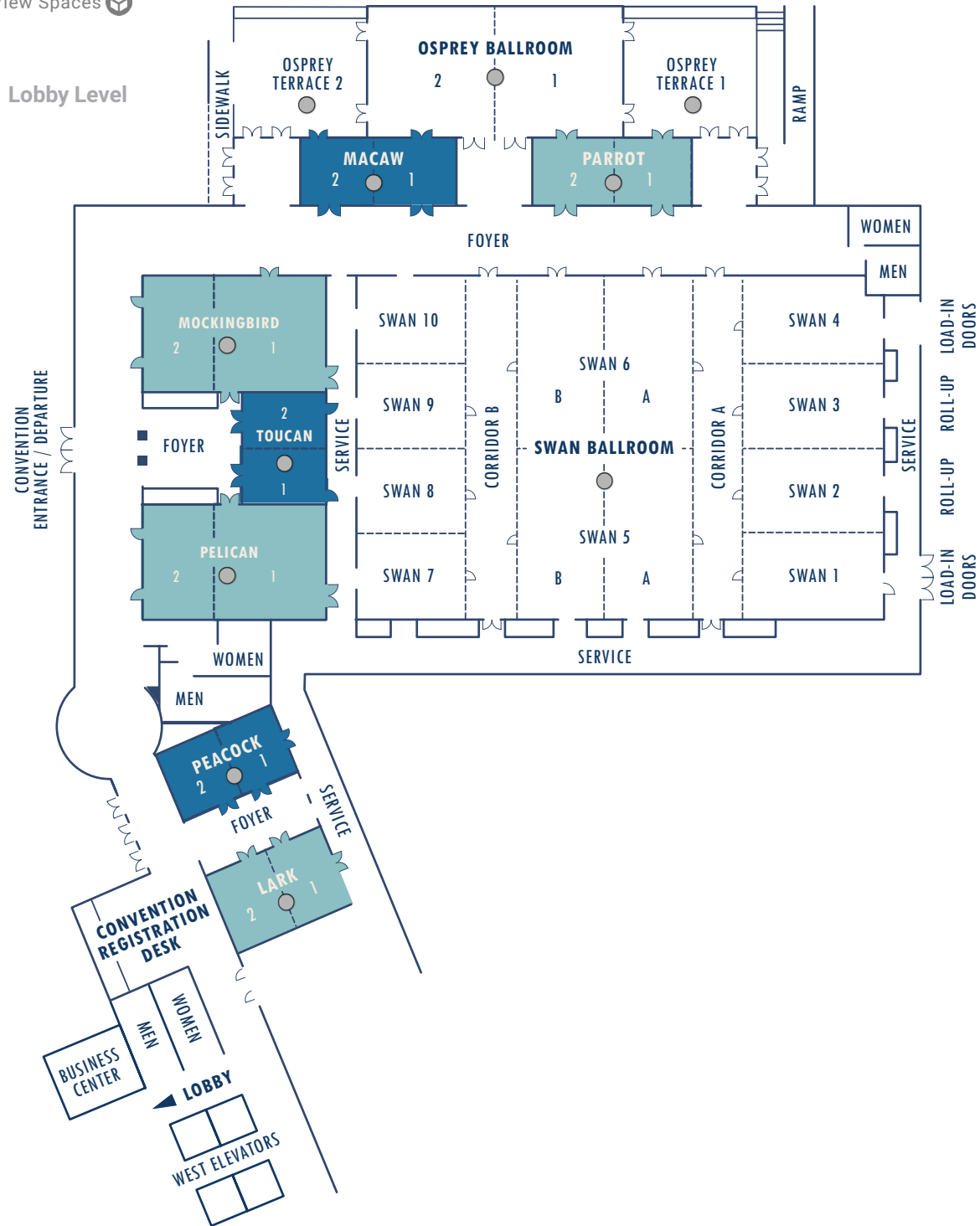
Lobby Level



MEETING ROOM	SQ. FT.	LENGTH	WIDTH	CEIL. HT.	LOW PT.	THEATRE	SCHOOL	H/S	U-SHAPE	CONF	BANQUET.	RECEPT
Parrot 	1,248	54'	23' 1"	13'	13'	105	60	48	39	42	60	100
Parrot 1	607	27' 8"	23' 1"	13'	13'	47	33	24	18	18	30	50
Parrot 2	641	26' 4"	23' 1"	13'	13'	47	33	24	18	18	30	50
Macaw 	1,248	54'	23' 1"	13"	13'	98	60	48	39	42	60	100
Macaw 1	641	27' 8"	23' 1"	13"	13'	47	33	24	18	18	30	50
Macaw 2	607	26' 4"	23' 1"	13"	13'	47	33	24	18	18	30	50
Mockingbird 	2,516	63' 3"	39' 11"	14'	13' 11"	247	144	78	63	54	150	300
Mockingbird 1	1,658	42' 1"	39' 11"	14'	13' 11"	162	99	60	45	36	90	180
Mockingbird 2	858	39' 11"	20' 9"	14'	13' 11"	90	54	36	30	30	50	95
Toucan 	1,060	39' 7"	30' 7"	12' 2"	10' 10"	88	54	36	30	30	60	100
Toucan 1	530	30' 7"	39' 11"	12' 2"	10' 10"	44	24	24	21	18	30	50
Toucan 2	530	30' 7"	20' 9"	12' 2"	10' 10"	44	24	24	21	18	30	50
Pelican 	2,633	63' 1"	40' 9"	15'	13' 11"	280	171	78	63	54	150	300
Pelican 1	1,765	42'	40' 9"	15'	13' 11"	170	117	60	45	36	90	180
Pelican 2	868	40' 9"	20' 9"	15'	13' 11"	90	63	36	30	30	50	95
Peacock 	1,057	43' 5"	21' 6"	12' 2"	10' 10"	95	63	42	36	36	60	100
Peacock 1	529	24' 6"	21' 6"	12' 2"	10' 10"	48	33	24	21	18	30	50
Peacock 2	528	24' 5"	21' 6"	12' 2"	10' 10"	48	33	24	21	18	30	50
Lark 	1,085	43' 5"	21' 6"	12' 2"	10' 10"	95	63	42	36	36	60	100
Lark 1	542	25' 1"	21' 6"	12' 2"	10' 10"	48	33	24	21	18	30	50
Lark 2	543	25' 1"	21' 7"	12' 2"	10' 10"	48	33	24	21	18	30	50

Numbers shown assume maximum capacities and are subject to change upon specific program requirements.





Meeting Rooms Feature

- All highlighted meeting rooms are fully securable and can be re-keyed
- On-site audio/visual services department
- Fully scalable/redundant internet service available
- Convention network simulcast infrastructure managed by on-site technicians
- Meeting space offers multiple wired network ports and dedicated wireless access points
- Built in registration desk with storage
- VOIP phone service available

Level 2

Click  to View Spaces 










Meeting Rooms Feature

- Windows to allow for more natural light
- Private restroom
- On-site audio/visual services department
- Fully scalable/redundant internet service available
- Convention network simulcast infrastructure managed by on-site technicians
- Meeting space offers multiple wired network ports and dedicated wireless access points
- All highlighted meeting rooms are fully securable and can be re keyed
- VOIP phone service available



Eagle Boardroom Features

- 85-inch LCD monitor and upgraded A/V system
- Warm, modern décor with luxurious blonde wood paneling
- Executive board table for 20 with over-sized ergonomic leather chairs
- Adjacent multi-purpose executive quiet room
- Private restrooms
- Windows to allow for more natural light

MEETING ROOM	SQ. FT.	LENGTH	WIDTH	CEIL. HT.	LOW PT.	THEATRE	SCHOOL	H/S	U-SHAPE	CONF	BANQUET.	RECEPT
Dove 	707	38' 4"	18' 7"	8' 11"	7'	56	35	32	28	30	50	50
Egret 	465	24' 3"	18' 8"	8' 11"	7'	39	24	20	17	18	30	35
Heron 	455	24' 1"	19' 1"	8' 11"	7'	42	24	20	17	18	30	35
Ibis 	473	24'	19' 1"	8' 11"	7'	42	24	20	17	18	30	35
Sandpiper 	443	24' 5"	18' 1"	8' 11"	7'	42	24	20	17	18	30	35
Teal 	403	21' 5"	18' 1"	8' 11"	7'	35	18	18	15	12	20	35
Eagle Boardroom 	663	41' 7"	16' 4"	8' 4"	7' 1"	-	-	-	-	20	-	-

Numbers shown assume maximum capacities and are subject to change upon specific program requirements.



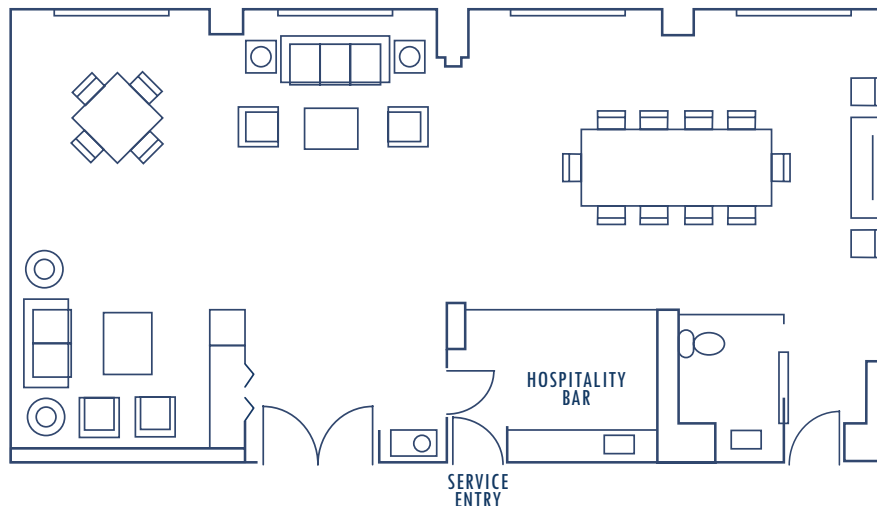
Level 12 - Ambassador Suite



MEETING ROOM	SQ. FT.	LENGTH	WIDTH	CEIL. HT.	LOW PT.	CONF	RECEPT
Ambassador Suite	901	53'	17'	8' 10"	7' 10"	10	50

Ambassador Suite Features

- Conference table for ten
- Full room audio system with integrated ceiling speakers
- Quiet sitting area
- Hospitality bar
- Separate service entrance
- Private restroom
- Windows to allow for more natural light
- On-site audio/visual services department
- Fully scalable/redundant internet service available
- Convention network simulcast infrastructure managed by on-site technicians
- Meeting space offers multiple wired network ports and dedicated wireless access points
- Ambassador Suite is fully securable and can be re keyed
- VOIP phone service available



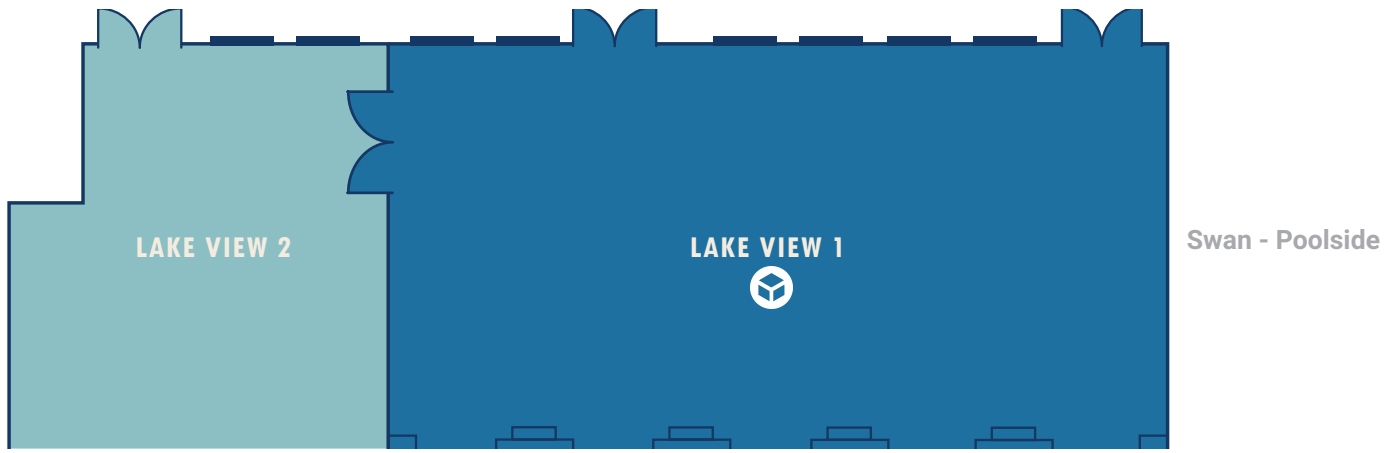
Level 12



Lake View Event Rooms | Swan Poolside

Meeting Rooms Feature

- Large windows to allow for more natural light*
 - On-site audio/visual services department
 - Fully scalable/redundant internet service available
 - Convention network simulcast infrastructure managed by on-site technicians
 - Meeting space offers multiple wired network ports and dedicated wireless access points
 - VOIP phone service available
- *windows have retractable shades*



MEETING ROOM	SQ. FT.	LENGTH	WIDTH	CEIL. HT.	THEATRE	CONF	RECEPT
Lake View 1	1,937	63' 5"	27' 9"	15' 10"	220	54	140
Lake View 2	827	22' 8"	27' 9"	15' 10"	81	24	-

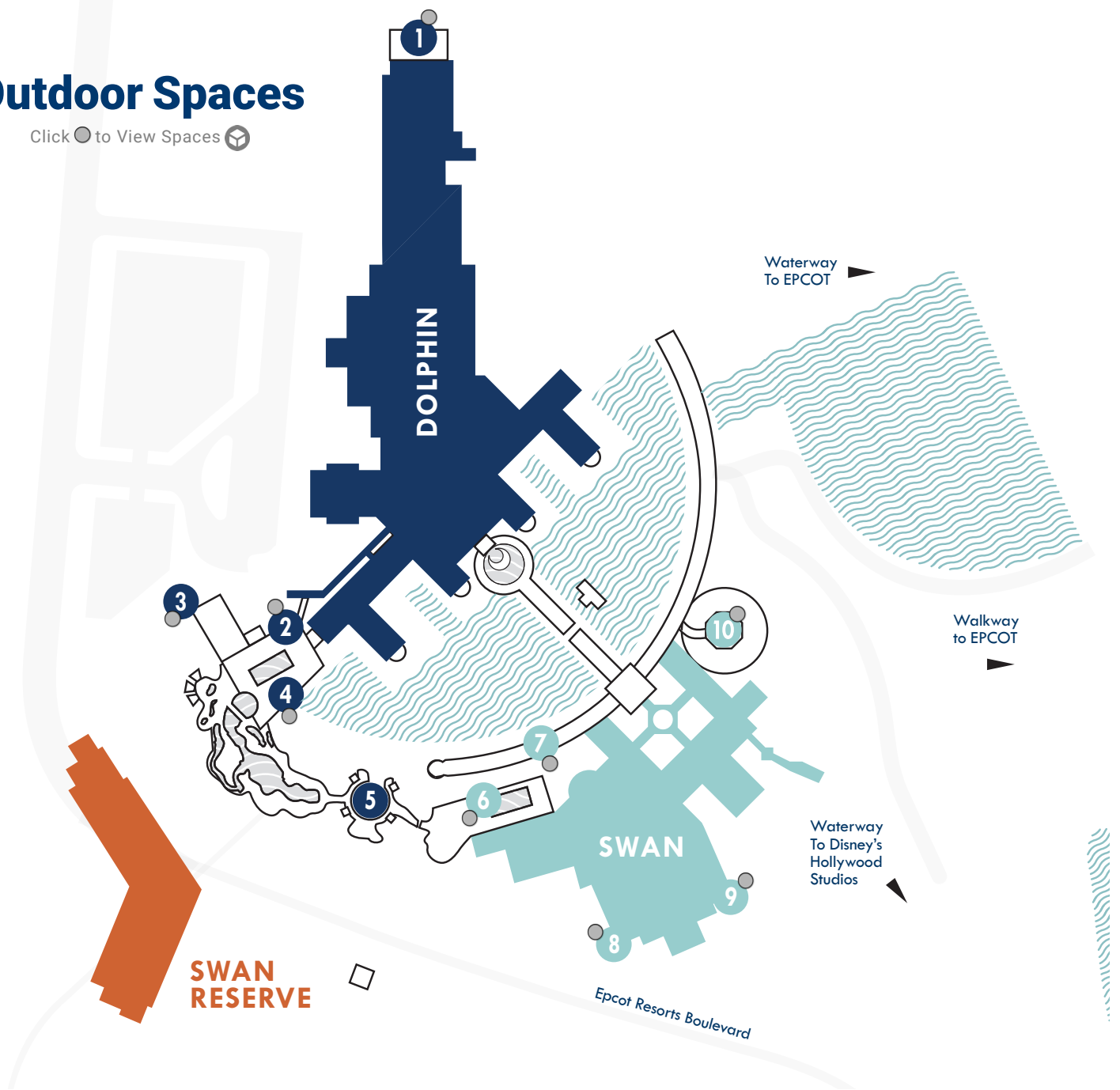
Numbers shown assume maximum capacities and are subject to change upon specific program requirements.












Lake View Meeting Rooms

Outdoor Spaces

Click  to View Spaces 



OUTDOOR SPACES		SQ. FT.	BANQUET.	RECEPT
1	Pacific Terrace 	16,200	1,300	1,620
2	Dolphin Lap Pool Deck 	6,000	250	300
3	Cabana Deck 	7,500	400	500
4	Dolphin Lap Pool Deck 	3,500	150	200
5	White Sand Beach	24,000	850	1,000
6	Swan Lap Pool Deck 	3,500	300	500
7	Lake Terrace 	17,280	800	1,000
8	Osprey Terrace 1 	2,800	120	150
9	Osprey Terrace 2 	2,800	120	150
10	Crescent Terrace 	4,000	120	200

Numbers shown assume maximum capacities and are subject to change upon specific program requirements.

