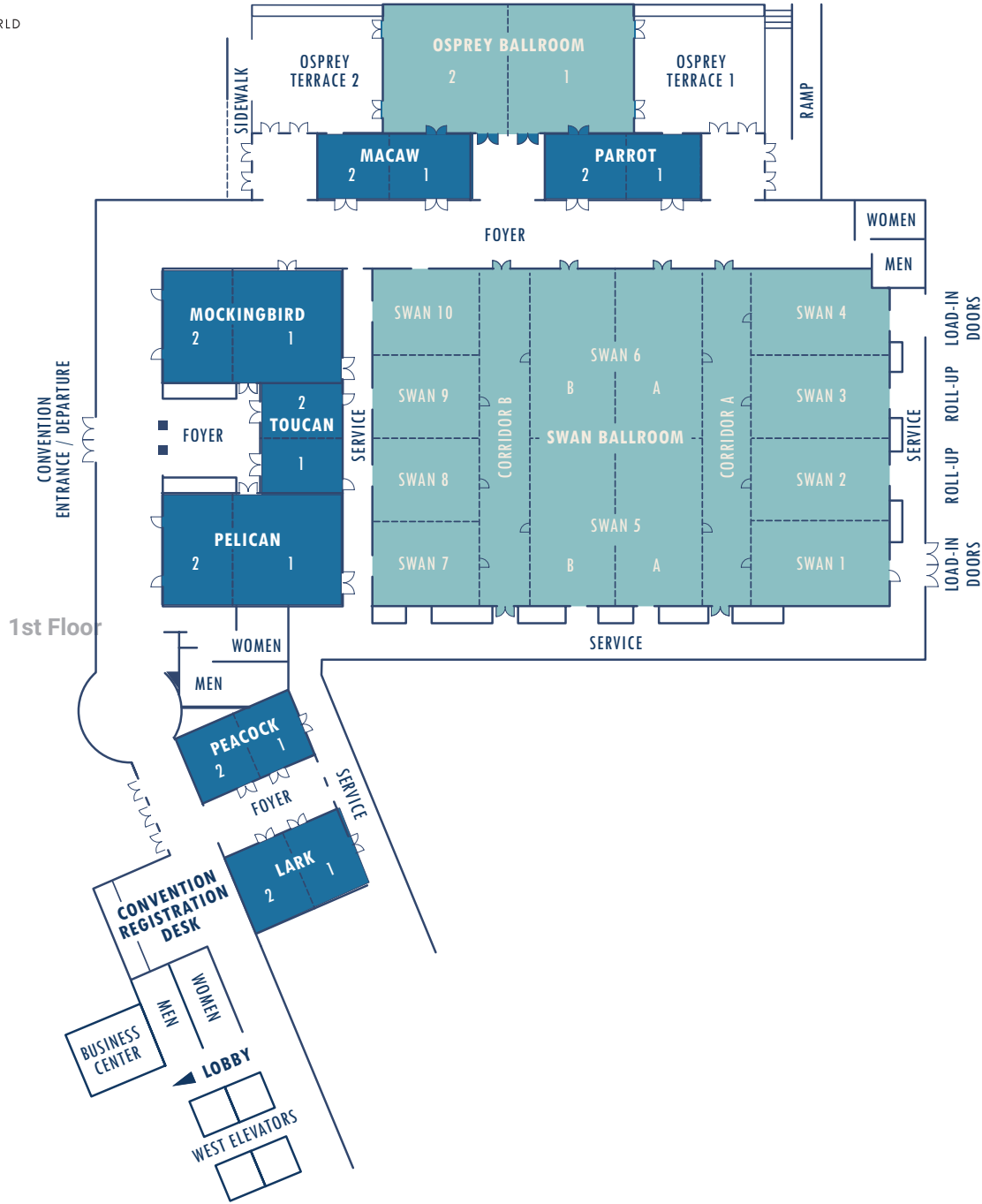




WALT DISNEY WORLD
SWAN

Lobby Level



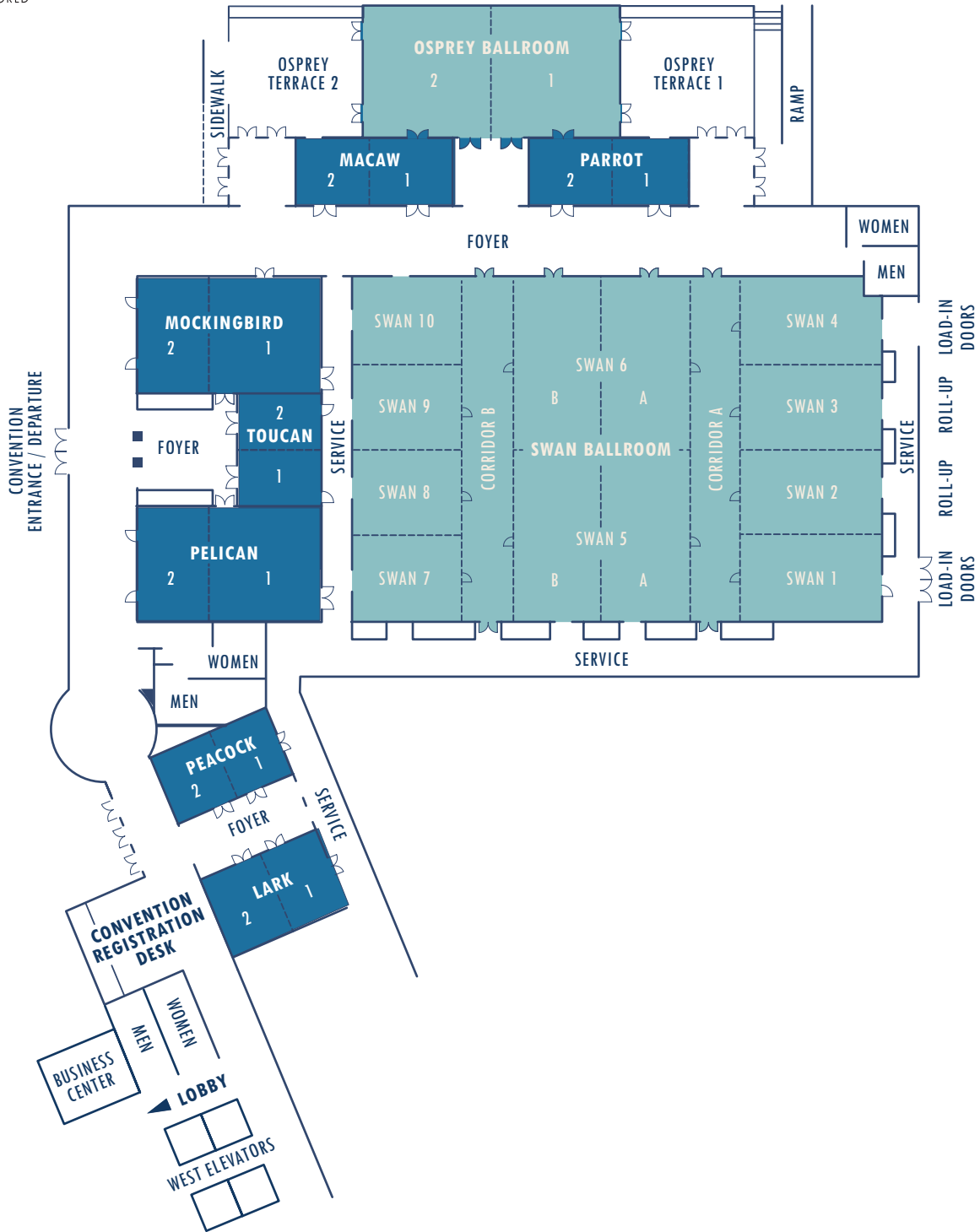
MEETING ROOM	SQ. FT.	LENGTH	WIDTH	CEIL. HT.	LOW PT.	THEATRE	SCHOOL	H/S	USHAPE	CONF	BANQUET	RECEPT.
Swan Ballroom	22,582	188' 4"	121'	22'	21'	2,507	1,500	-	-	-	1,500	2,258
Swan 1 – 6A	11,468	121'	95' 10"	22'	21'	1,273	690	-	-	-	750	1,273
Swan 5B – 10	11,114	121'	92' 2"	22'	21'	1,234	690	-	-	-	750	1,234
Swan 1	1,426	47' 10"	30' 2"	22'	21'	160	96	54	45	36	90	150
Swan 2	1,419	47' 10"	30'	22'	21'	160	96	54	45	36	90	150
Swan 3	1,416	47' 10"	29' 9"	22'	21'	160	96	54	45	36	90	150
Swan 4	1,426	47' 10"	30' 2"	22'	21'	450	300	104	80	48	250	550
Swan 5	3,907	64' 11"	60' 5"	22'	21'	450	300	104	80	48	250	550
Swan 6	3,895	64' 11"	60' 3"	22'	21'	144	84	48	42	36	80	120
Swan 7	1,337	44' 2"	30' 2"	22'	21'	144	84	48	42	36	80	120
Swan 8	1,329	44' 2"	30'	22'	21'	144	84	48	42	36	80	120
Swan 9	1,325	44' 2"	29' 9"	22'	21'	144	84	48	42	36	80	120
Swan 10	1,333	44' 2"	30' 1"	22'	21'	-	-	-	-	-	-	-
Corridor A	1,815	121'	15'	22'	21'	-	-	-	-	-	-	-
Corridor B	1,815	121'	15'	22'	21'	900	480	-	-	-	500	700
Swan 1-4 + Corridor A	7,502	121'	62'	22'	21'	900	480	-	-	-	500	700
Swan 5 +6	7,802	121'	64' 11"	22'	21'	900	540	-	-	-	500	700
Swan 7-10 + Corridor B	7,139	121'	59'	22'	21'	850	480	-	-	-	400	700
Osprey Ballroom	3,525	75'	47'	16'	16'	432	234	98	81	60	240	450
Osprey 1	1,762	47'	37'	16'	16'	198	120	62	53	36	120	300
Osprey 2	1,762	47'	37'	16'	16'	198	120	62	53	36	120	300

Numbers shown assume maximum capacities and are subject to change upon specific program requirements.
Swan Foyer is 6,175 in total square footage.



WALT DISNEY WORLD
SWAN

Lobby Level



MEETING ROOM	SQ. FT.	LENGTH	WIDTH	CEIL. HT.	LOW PT.	THEATRE	SCHOOL	H/S	U-SHAPE	CONF	BANQUET	RECEPT.
Parrot	1,248	54'	23' 1"	13'	13'	105	60	48	39	42	60	100
Parrot 1	607	27' 8"	23' 1"	13'	13'	47	33	24	18	18	30	50
Parrot 2	641	26' 4"	23' 1"	13'	13'	47	33	24	18	18	30	50
Macaw	1,248	54'	23' 1"	13"	13'	98	60	48	39	42	60	100
Macaw 1	641	27' 8"	23' 1"	13"	13'	47	33	24	18	18	30	50
Macaw 2	607	26' 4"	23' 1"	13"	13'	47	33	24	18	18	30	50
Mockingbird	2,516	63' 3"	39' 11"	14'	13' 11"	247	144	78	63	54	150	300
Mockingbird 1	1,658	42' 1"	39' 11"	14'	13' 11"	162	99	60	45	36	90	180
Mockingbird 2	858	39' 11"	20' 9"	14'	13' 11"	90	54	36	30	30	50	95
Toucan	1,060	39' 7"	30' 7"	12' 2"	10' 10"	88	54	36	30	30	60	100
Toucan 1	530	30' 7"	39' 11"	12' 2"	10' 10"	44	24	24	21	18	30	50
Toucan 2	530	30' 7"	20' 9"	12' 2"	10' 10"	44	24	24	21	18	30	50
Pelican	2,633	63' 1"	40' 9"	15'	13' 11"	280	171	78	63	54	150	300
Pelican 1	1,765	42'	40' 9"	15'	13' 11"	170	117	60	45	36	90	180
Pelican 2	868	40' 9"	20' 9"	15'	13' 11"	90	63	36	30	30	50	95
Peacock	1,057	43' 5"	21' 6"	12' 2"	10' 10"	95	63	42	36	36	60	100
Peacock 1	529	24' 6"	21' 6"	12' 2"	10' 10"	48	33	24	21	18	30	50
Peacock 2	528	24' 5"	21' 6"	12' 2"	10' 10"	48	33	24	21	18	30	50
Lark	1,085	43' 5"	21' 6"	12' 2"	10' 10"	95	63	42	36	36	60	100
Lark 1	542	25' 1"	21' 6"	12' 2"	10' 10"	48	33	24	21	18	30	50
Lark 2	543	25' 1"	21' 7"	12' 2"	10' 10"	48	33	24	21	18	30	50

Numbers shown assume maximum capacities and are subject to change upon specific program requirements.



WALT DISNEY WORLD
SWAN

Level 2 Meeting Rooms



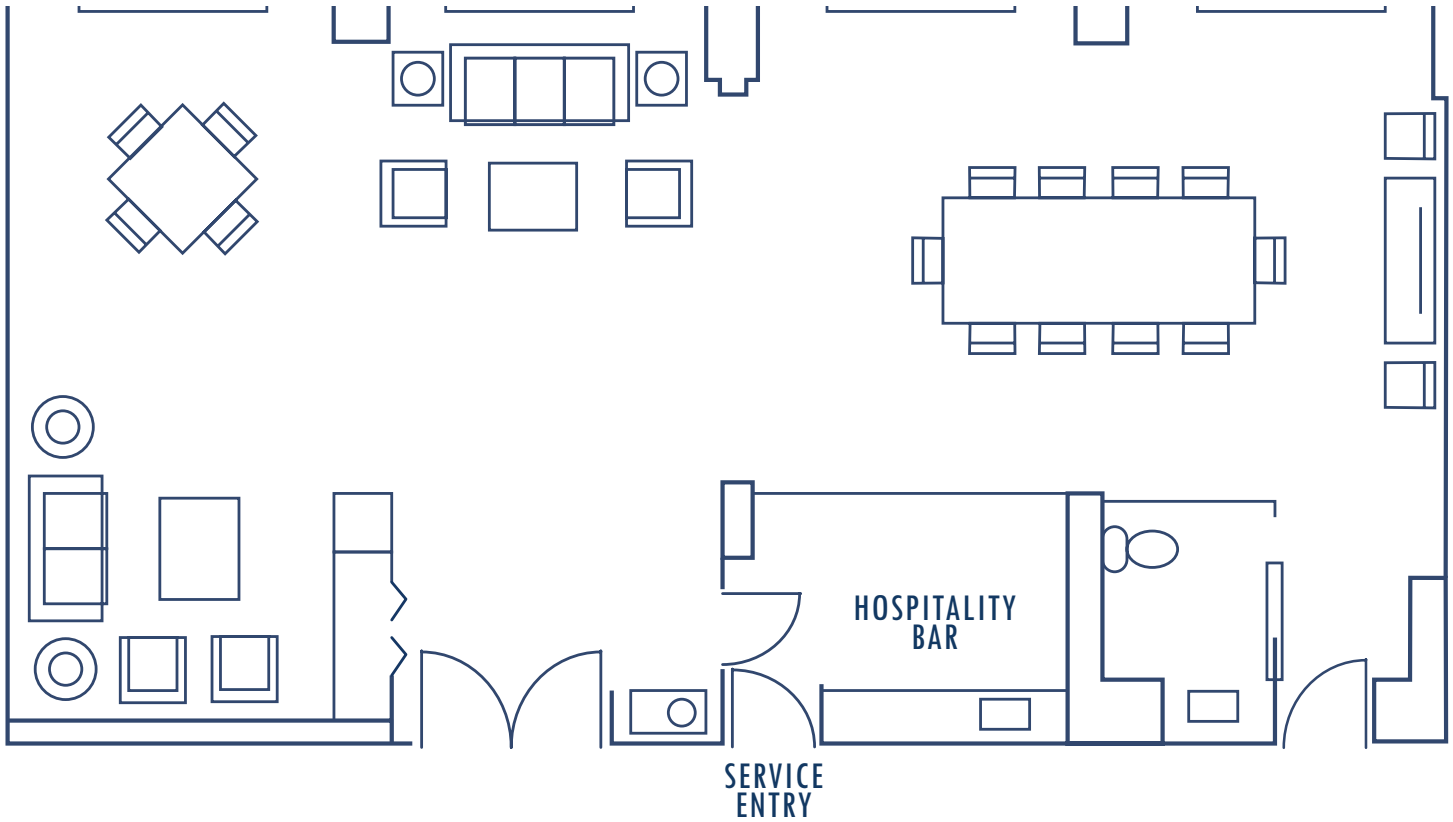
MEETING ROOM	SQ. FT.	LENGTH	WIDTH	CEIL. HT.	LOW PT.	THEATRE	SCHOOL	H/S	U-SHAPE	CONF	BANQUET	RECEPT.
Dove	707	38' 4"	18' 7"	8' 11"	7'	56	35	32	28	30	50	50
Egret	465	24' 3"	18' 8"	8' 11"	7'	39	24	20	17	18	30	35
Heron	455	24' 1"	19' 1"	8' 11"	7'	42	24	20	17	18	30	35
Ibis	473	24'	19' 1"	8' 11"	7'	42	24	20	17	18	30	35
Sandpiper	443	24' 5"	18' 1"	8' 11"	7'	42	24	20	17	18	30	35
Teal	403	21' 5"	18' 1"	8' 11"	7'	35	18	18	15	12	20	35

Numbers shown assume maximum capacities and are subject to change upon specific program requirements.



WALT DISNEY WORLD
SWAN

Ambassador Suite | Level 12



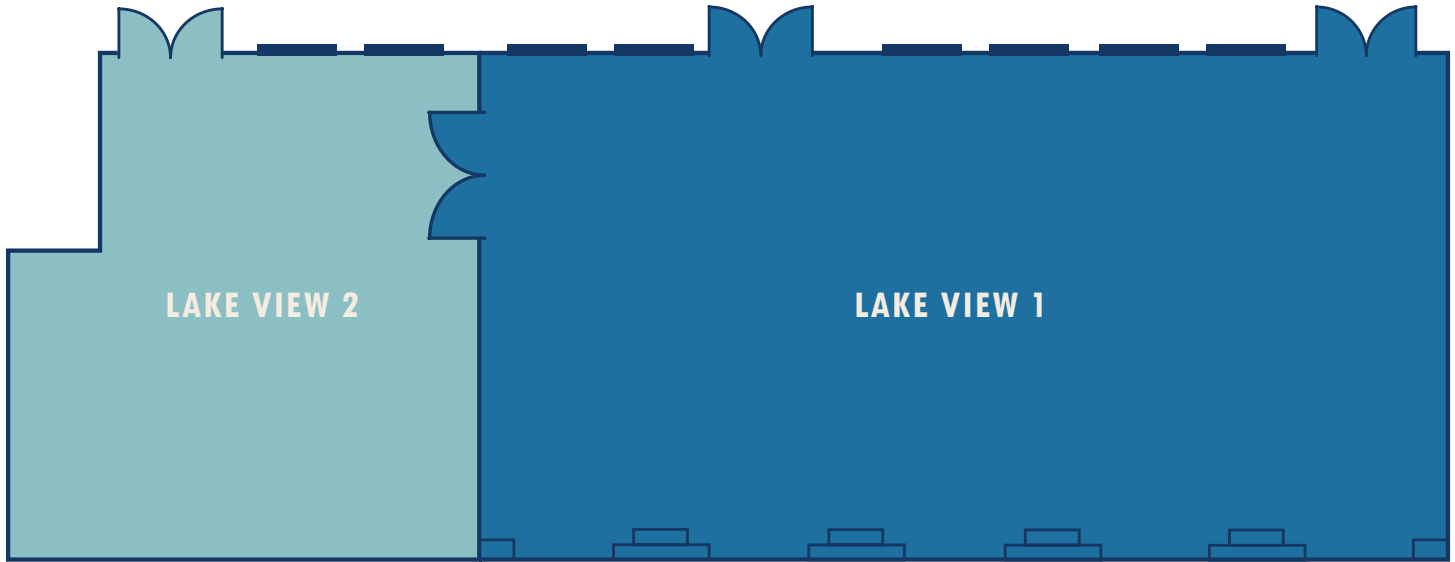
MEETING ROOM	SQ. FT.	LENGTH	WIDTH	CEIL. HT.	LOW PT.	CONF	RECEPT
Ambassador Suite	901	53'	17'	8' 10"	7' 10"	10	50

Numbers shown assume maximum capacities and are subject to change upon specific program requirements.



WALT DISNEY WORLD
SWAN

Lake View Event Rooms | Swan Poolside



MEETING ROOM	SQ. FT.	LENGTH	WIDTH	CEIL. HT.	LOW PT.	THEATRE	SCHOOL	H/S	U-SHAPE	CONF	BANQUET	RECEPT.
Lake View 1	465	24'3"	18'8"	8'11"	7'	39	24	20	17	18	30	35
Lake View 2	455	24'1"	19'1"	8'11"	7'	42	24	20	17	18	30	35

Numbers shown assume maximum capacities and are subject to change upon specific program requirements.